V1
ESC 1:50

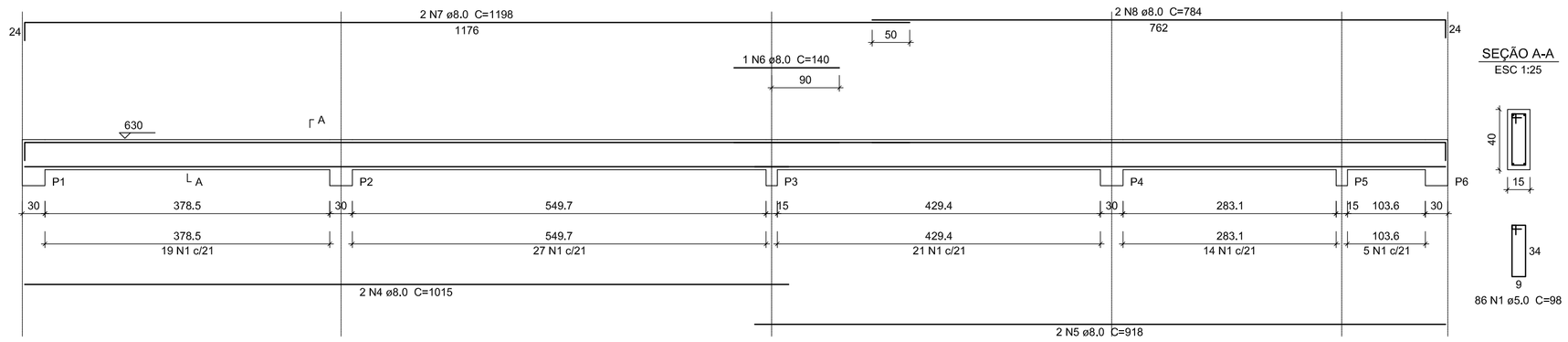

SEÇÃO A-A
ESC 1:25

V2
ESC 1:50

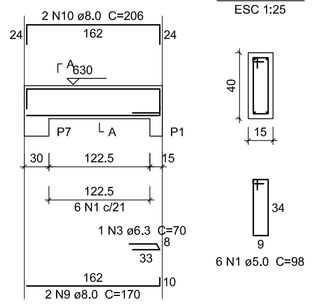

SEÇÃO A-A
ESC 1:25

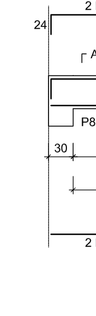

V3
ESC 1:50

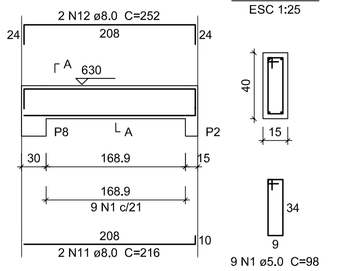

SEÇÃO A-A
ESC 1:25

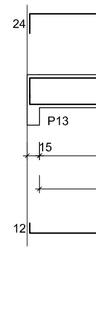

V4
ESC 1:50

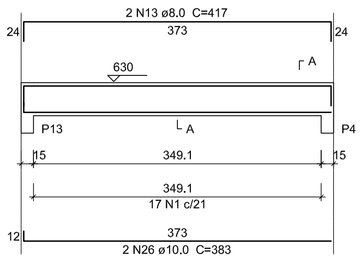

SEÇÃO A-A
ESC 1:25

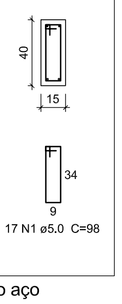

Relação do aço

V1	V2	V3
V4	V5	V6
V7	V8	V9
V10	V11	V12

AÇO	N	DIAM (mm)	QUANT (Barras)	UNIT (cm)	C.TOTAL (cm)
CA60	1	5.0	232	98	22736
	2	5.0	37	108	3996
CA50	3	6.3	2	70	140
	4	8.0	2	1015	2030
	5	8.0	2	918	1836
	6	8.0	1	140	140
	7	8.0	2	1198	2396
	8	8.0	2	784	1568
	9	8.0	2	170	340
	10	8.0	2	206	412
	11	8.0	2	216	432
	12	8.0	2	252	504
	13	8.0	2	417	834
	14	8.0	2	373	746
	15	8.0	2	327	654
	16	8.0	2	363	726
	17	8.0	2	483	966
	18	8.0	2	540	1080
	19	8.0	2	197	394
	20	8.0	2	233	466
	21	8.0	2	614	1228
	22	8.0	2	185	370
	23	8.0	2	239	478
	24	8.0	2	326	652
	25	8.0	2	370	740
	26	10.0	2	383	766
	27	10.0	2	412	824
	28	10.0	2	662	1324
	29	10.0	2	630	1260
	30	10.0	2	675	1350

Resumo do aço

AÇO	DIAM (mm)	C.TOTAL (m)	PESO + 10 % (kg)
CA50	6.3	1.4	0.4
	8.0	190	82.4
	10.0	55.3	37.5
CA60	5.0	267.4	45.3

PESO TOTAL (kg)	
CA50	120.3
CA60	45.3

Volume de concreto (C-30) = 3,62 m³
Área de forma = 55,63 m²

V5
ESC 1:50

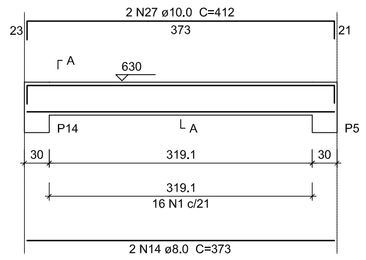

SEÇÃO A-A
ESC 1:25

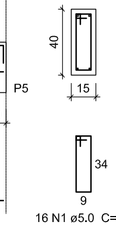

V6
ESC 1:50

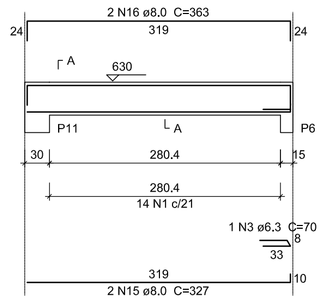

SEÇÃO A-A
ESC 1:25

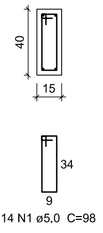

V7
ESC 1:50



SEÇÃO A-A
ESC 1:25

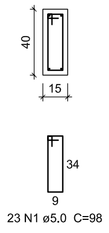

V8
ESC 1:50

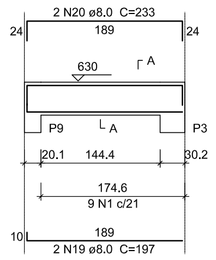

SEÇÃO A-A
ESC 1:25

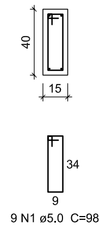

V9
ESC 1:50

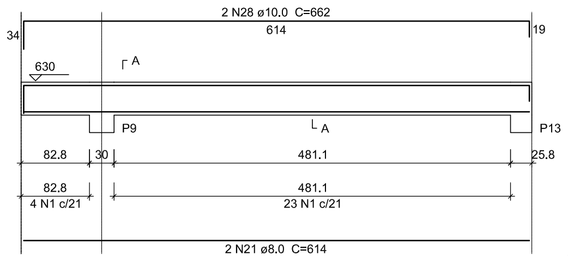

SEÇÃO A-A
ESC 1:25

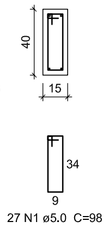

V10
ESC 1:50

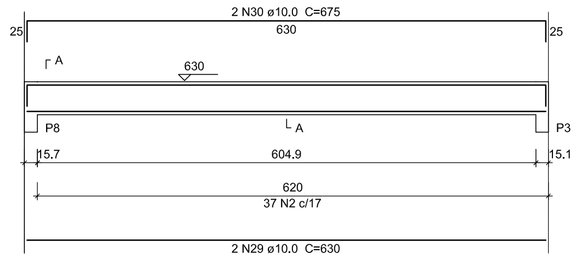

SEÇÃO A-A
ESC 1:25

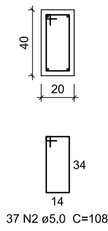

V11
ESC 1:50

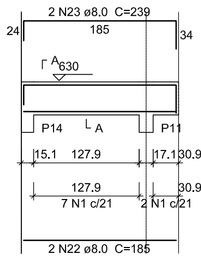

SEÇÃO A-A
ESC 1:25

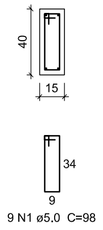

V12
ESC 1:50

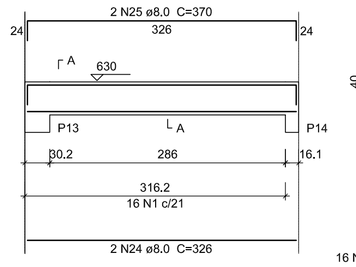

SEÇÃO A-A
ESC 1:25

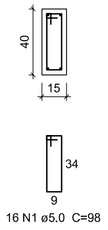

Detalhe executivo das armaduras

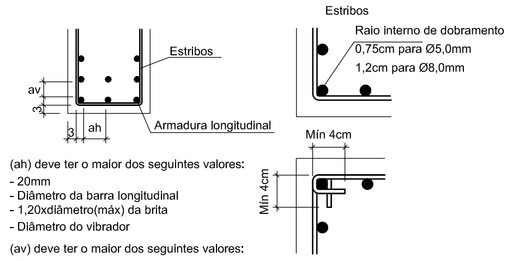

(ah) deve ter o maior dos seguintes valores:
- 20mm
- Diâmetro da barra longitudinal
- 1,20xdiâmetro(máx) da brita
- Diâmetro do vibrador

(av) deve ter o maior dos seguintes valores:
- 20mm
- Diâmetro da barra longitudinal
- 0,50xdiâmetro(máx) da brita

P1=P3=P5=P6=P7=P8=P11=P14

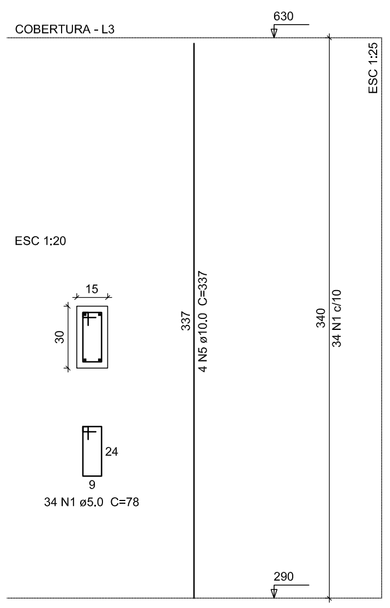

P2

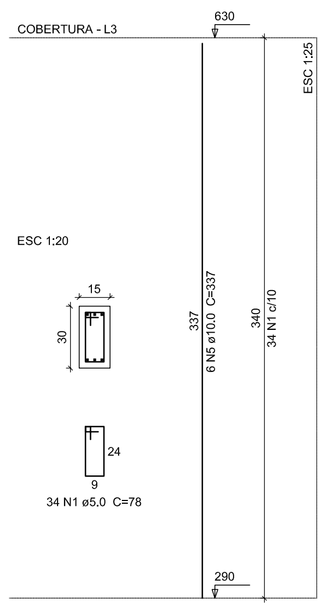

P4

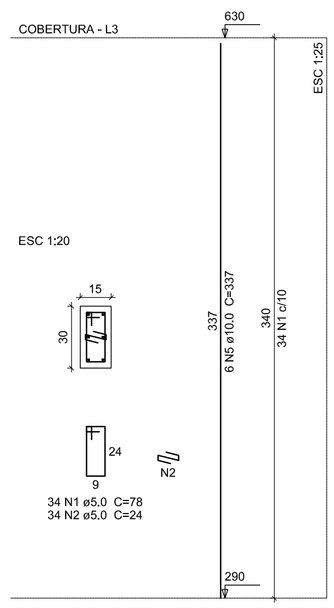

P9

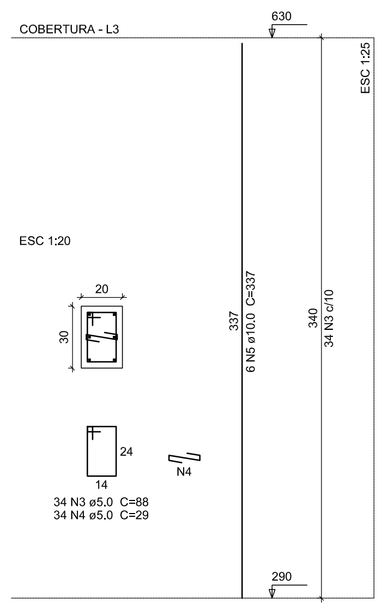

P13

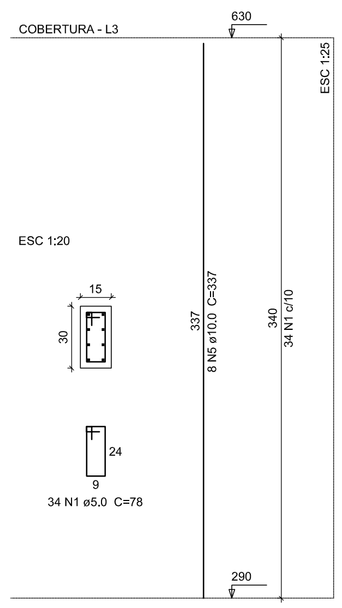

Relação do aço

8xP1	P2	P4
P9	P13	

AÇO	N	DIAM (mm)	QUANT (Barras)	UNIT (cm)	C.TOTAL (cm)
CA60	1	5.0	374	78	29172
	2	5.0	34	24	816
	3	5.0	34	88	2992
	4	5.0	34	29	986
CA50	5	10.0	58	337	19546

Resumo do aço

AÇO	DIAM (mm)	C.TOTAL (m)	PESO + 10 % (kg)
CA50	10.0	195.5	132.6
CA60	5.0	339.7	57.6

PESO TOTAL (kg)	
CA50	132.6
CA60	57.6

Volume de concreto (C-30) = 1,89 m³
Área de forma = 37.06 m²

Detalhe executivo das armaduras

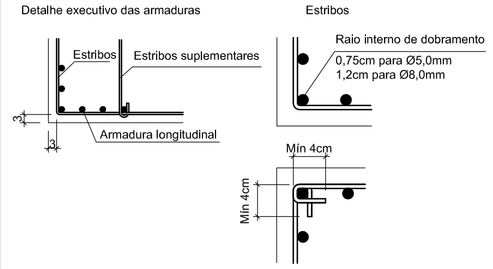

QUADRO DE REVISÕES			
REVISÃO	DESCRIÇÃO	DATA	DESENHO

APROVAÇÕES

PROPRIETÁRIO
PREFEITURA MUNICIPAL DE PIRATUBA
82.815.481/0001-58

RESPONSÁVEL TÉCNICO
JAIME FERNANDO SCHMIDT COSTA:34903380068
Assinado de forma digital por JAIME FERNANDO SCHMIDT COSTA:34903380068
Dados: 2023.03.07 16:44:24 -03'00'
JAIME F. SCHMIDT COSTA
CREA/SC 31169-5

EQUIPE TÉCNICA DA EMPRESA

FERRARI ENGENHARIA

EMESON FERRARI
Engenheiro Mecânico
CREA/SC: 165014-3

MAURICIO CERUTTI
Arquiteto e Urbanista
CAU: A109041-0

JAIME F. SCHMIDT COSTA
Engenheiro Civil
CREA/SC: 031169-5

RENATO BERGAMO
Engenheiro Eletricista
CREA/SC: 068830-4

PROPRIETÁRIO	PREFEITURA MUNICIPAL DE PIRATURA
EDIFICAÇÃO	RUA COBERTA DE PIRATUBA
ENDEREÇO	Avenida Dezoito de Fevereiro, Centro; Piratuba - SC
PROJETO	ESTRUTURA DE CONCRETO ARMADO
CONTEÚDO	FÔRMA E ARMADURA - PILARES VIGAS NIVEL 630

ARQUIVO	DATA
PALCO	23.02.2023

ETAPA	FOLHA
PROJETO EXECUTIVO	E11-15
ESCALA: INDICADA	

FERRARI ENGENHARIA | CREA nº 165014-3 | CNPJ:35.949.131/0001-02
Rua Getulio Vargas, 234 - SALA 01 - Centro - Concórdia | Fone: (49) 99997-3641 | e-mail: projetos@engenhariaferrari.com.br

Formato A1 (841 x 594mm)